


Release Notes

MicrOpay Evo Version 9.5 B2

Introduction

MicrOpay Evo

This bulletin release includes:

- Fixes for several issues affecting MicrOpay Evo 9.5:
 - Superannuation Guarantee Quarterly Contribution Cap was reset to the 2024/2025 value.
 - Super earnings incorrectly calculated, impacting employees' SG contribution cap.
-  **Payroll Online (Hosted) Customers**
Please note that scripts to correct the above issues were run for Payroll Online on 8 April and 16 April, respectively.
 - Super funds previously processed through Express Super can now be selected in Superannuation Processing.
- Option for silent install of MicrOpay Evo upgrades reinstated.



On-premise (Desktop) Customers

Before updating your MicrOpay Evo software, both the **Payroll** and the **Common** database **must** be backed up. More information about database backup is available in the Help Centre article:

[Backup and Restore](#)

In This Release

- **Issue causing incorrect calculation of super earnings now addressed**

This bulletin addresses an issue in MicrOpay Evo version 9.5 that could cause incorrect calculation of super earnings, resulting in some employees hitting the contribution cap for the January to March quarter before they should. This was because:

- The SG contribution cap calculation was including non-SG employer contributions.
- Employees' super earnings were incorrectly aggregated for each active contribution they had, e.g. earnings were doubled if there were two contributions, tripled if there were three.

To address these issues, the contribution cap calculation now excludes employer contributions that do not have **Apply SGL** ticked.



- **Checking SG employer contributions for affected employees**

If MicrOpay Evo was upgraded to version 9.5 before the end of March, SG contributions for high-earning employees may have been underpaid for the January – March quarter.

The following Help Centre articles provide guidance on identifying employees who reached the contribution cap for that quarter and adjusting their contributions, if required:

- [Compare Superable Earnings to Calculated Superannuation](#)
- [Process a Superannuation Adjustment.](#)

- **SG Quarterly Contribution cap now reset to correct value**

In Australian payroll databases, the quarterly SG Contribution Cap was incorrectly reset from the 2025/2026 value (\$62 500) to the 2024/2025 value (\$65 070) in MicrOpay Evo 9.5. The 2025/2026 value is reinstated on upgrade to MicrOpay Evo 9.5 B2.

- **All Super Funds now available in Superannuation Processing window**

Super funds that were previously processed using Express Super can now be selected for processing in **Payroll > Transactions > End of Period > Superannuation Processing**. Previously, these funds were not listed in the Superannuation Processing **Fund** field but now all funds are available to be selected.

- **Silent install option reinstated**

The option to perform silent install of MicrOpay Evo upgrades, via command line, is reinstated.

After you upgrade

For our Payroll Online customers

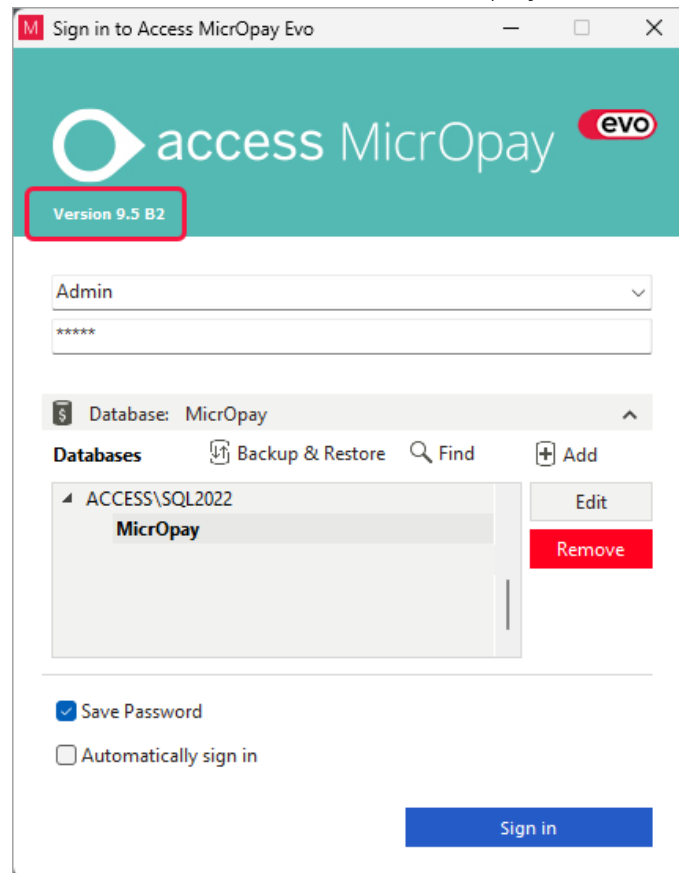
Please note that upgrade of MicrOpay Evo is managed as part of our service to you. You can disregard any comments or instructions that refer to downloading and installing software upgrades.

After the upgrade is installed, you should check that the correct software and database versions are displayed. If the latest version numbers are not displayed, MicrOpay Evo may not have been successfully upgraded.

To check the MicrOpay Evo software version

In the sign in window:

- After the upgrade is installed the version number displayed should be **9.5 B2**.

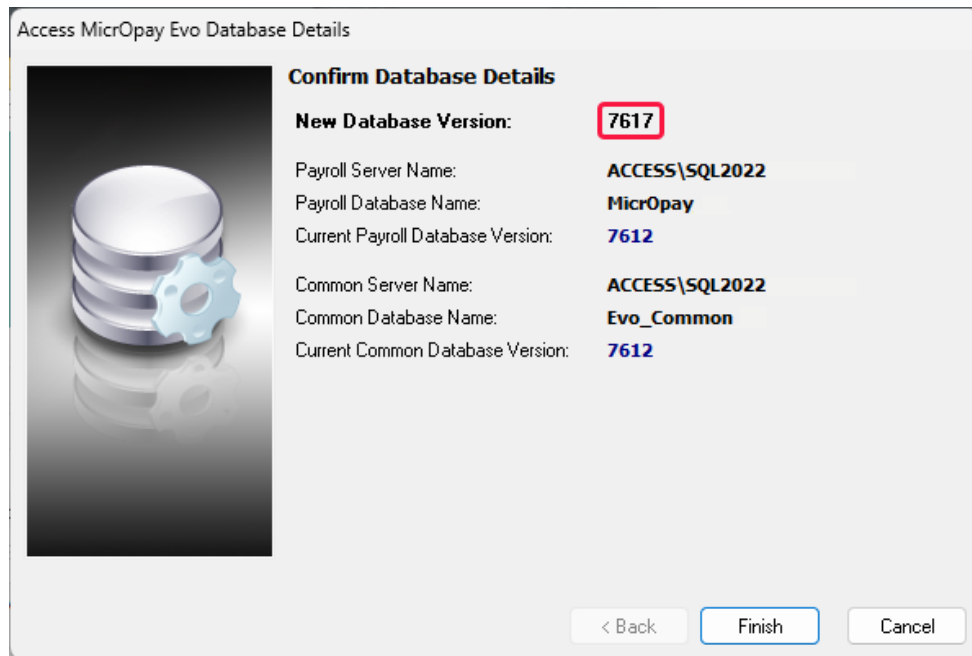


After you have signed in, you can check the version number by going to **Help > About**.

To check the MicrOpay Evo database version

Your new database version number after the upgrade should be **7617**.

The first time you log in to MicrOpay Evo after installing the upgrade, the payroll and common databases will be updated. You can check the new database version from the Confirm Database Details window.



Ensure you click **Finish** to proceed with the database update.